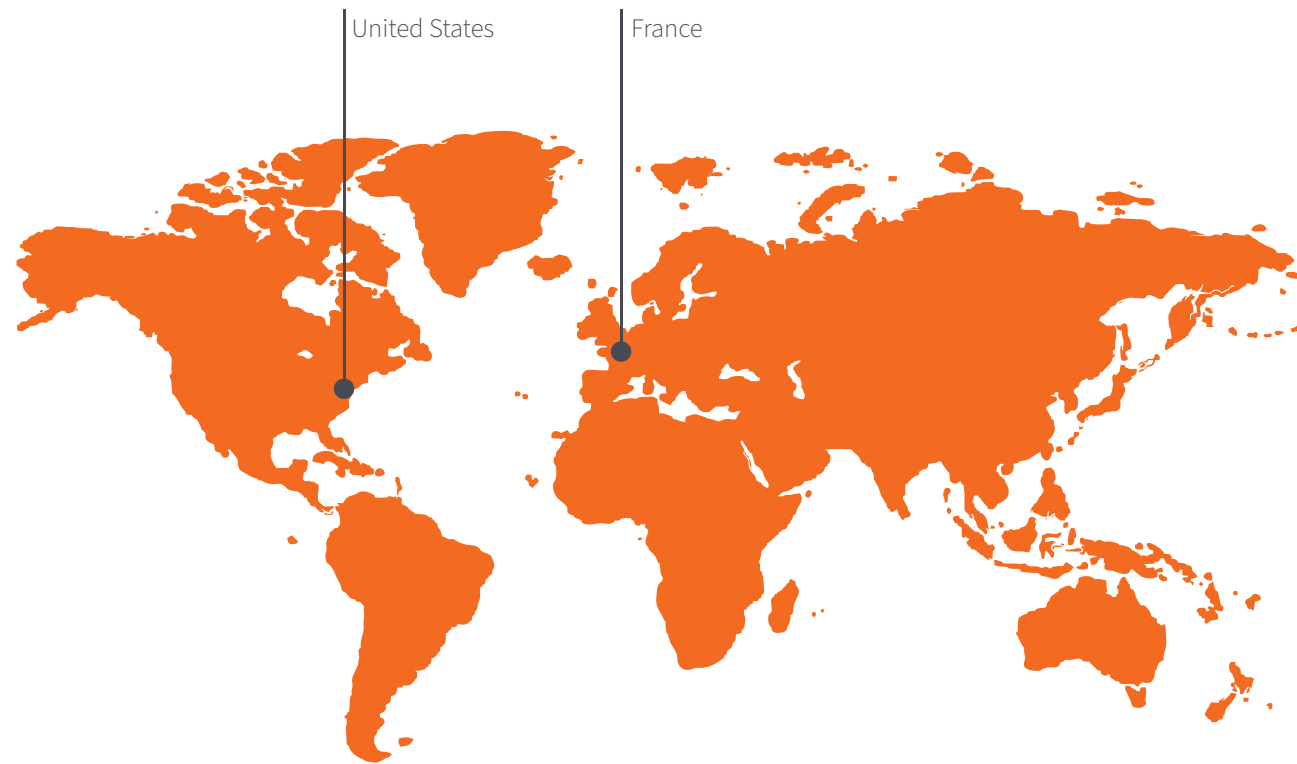


3DISC, a global company.

3DISC is a privately-owned company with offices in the United States and France, as well as an R&D division located in Korea. Our dedicated team consists of digital experts from a wide range of high-tech fields, all working together towards a single goal:

To revolutionize the future of digital dentistry. Our primary goal is to go beyond the conventional limits of digital technology by providing inclusive solutions that offer significant clinical advantages, with a particular focus on intraoral scanners.



3DISC Taking Digital Beyond

3DISC Taking Digital Beyond



Scan&Tell - "A patient that sees, agrees."

"Today, I use my OVO with all my patients!"

Dr Adolfo Lopes,
DDS, MSc, PhD



3DISC
365 Herndon Pkwy #18 Herndon,
VA 20170, USA

3DISC Dental Connect
Tour CB21 - 16 Place de l'Iris -
92400 Courbevoie - France

+1 800 570 0363
info@3disc.com
sales@3disc.com

3DISC
365 Herndon Pkwy #18 Herndon,
VA 20170, USA

3DISC Dental Connect
Tour CB21 - 16 Place de l'Iris -
92400 Courbevoie - France

+1 800 570 0363
info@3disc.com
sales@3disc.com

Scan&Tell

Unlocking the potential of 1-2 additional treatments per patient.



“From the preliminary examination, OVO becomes the center of dialogue with each of my patients.”

Dr Adolfo Lopes,
DDS, MSc, PhD

OVO at the heart of patient communication. Equipped with a Tablet and Scan&Tell, the dentist can show and explain options to the patient

which increases treatment acceptance rate. The 2D images and 3D scans make it easier to explain different possibilities to the patient.

What is Scan&Tell?

A revolutionary 3D & 2D interactive experience.

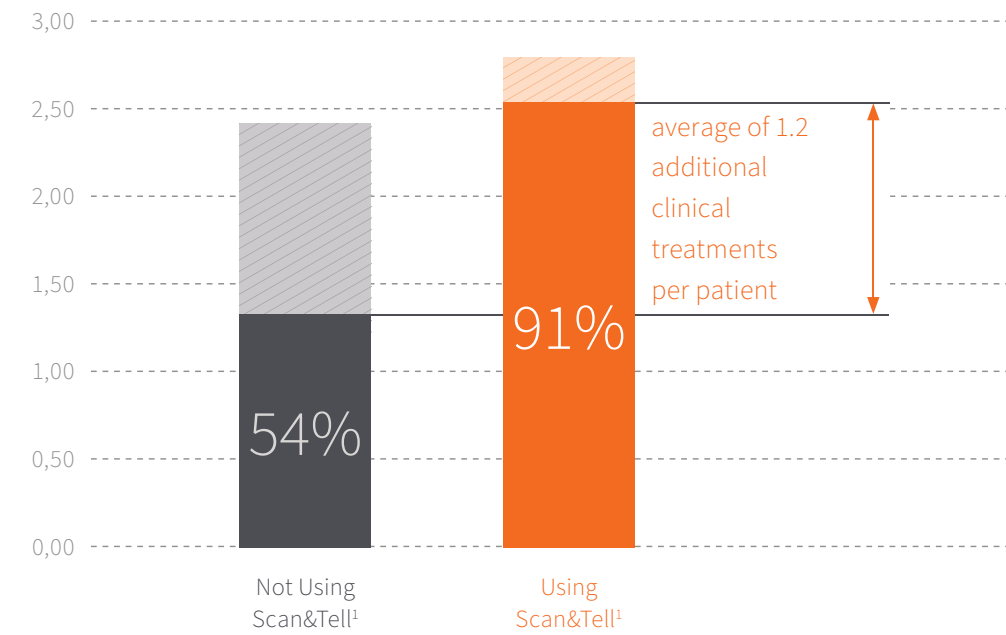
Scan&Tell allows the dentist to present the buccal health status & engage with the patient, supporting the dialog in treatment planning.

The Scan&Tell platform unlocks the potential of 1-2 additional treatments per patient.*

Transforming dental care with Scan&Tell – where seamless communication results in increased trust & treatment acceptance.



The outcome:
A significant increase
in acceptance from
54% to 91% with
Scan&Tell...



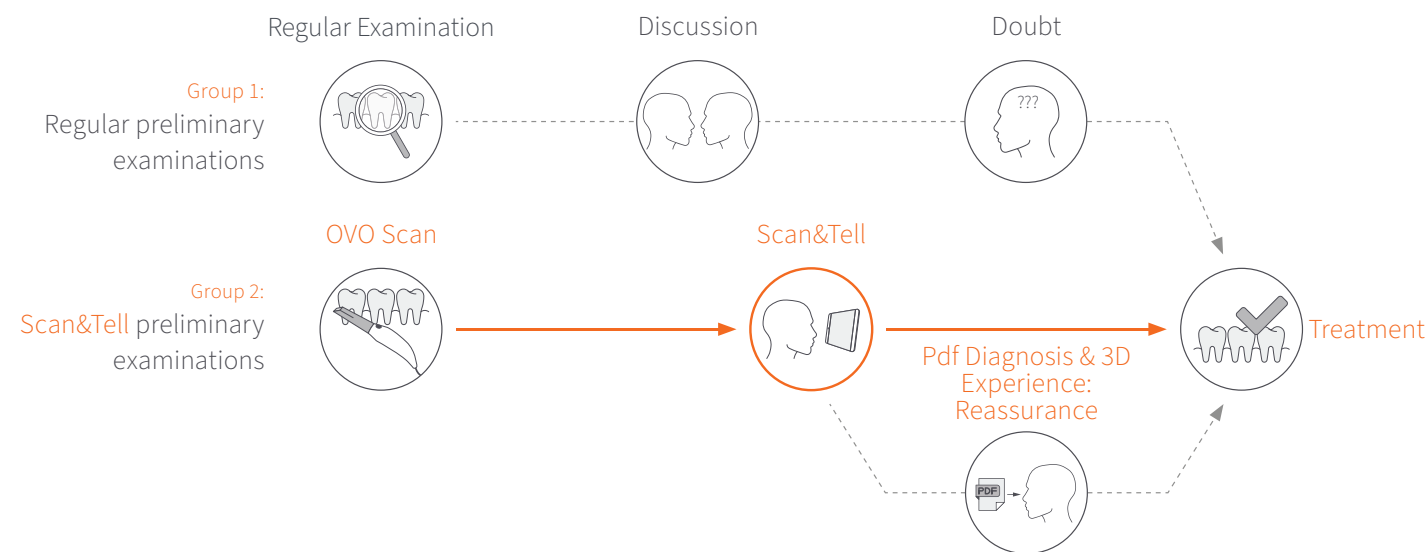
	Not Using Scan&Tell	Using Scan&Tell
Average number of clinical issues detected	2,4	2,8
Anzahl der akzeptierten Behandlungen	1,3	2,5

Average number of clinical issues detected
 Number of accepted treatments

1 A statistically significant result was determined with a p-value less than 0.05.

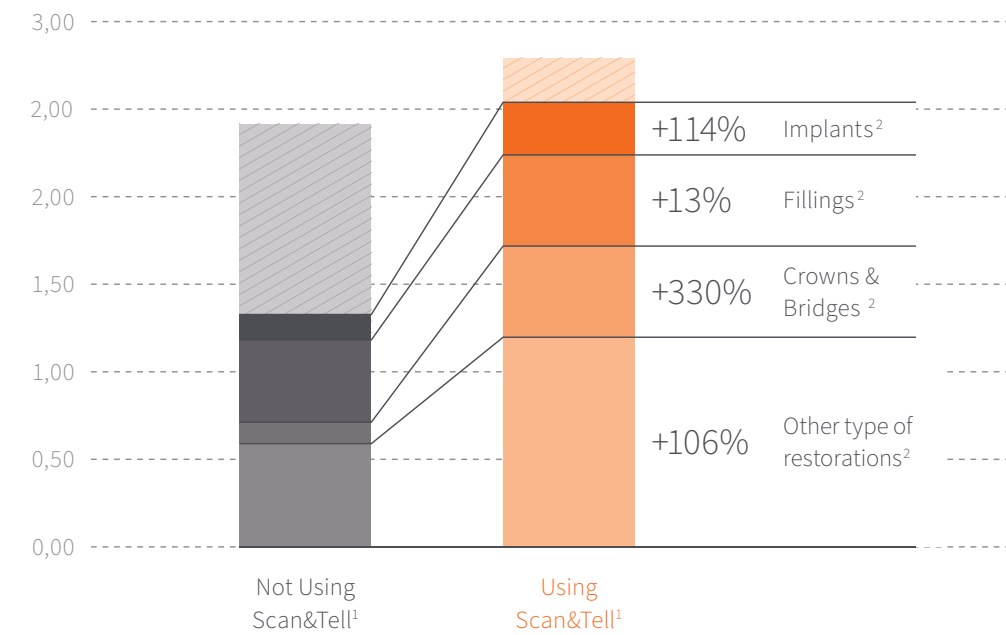
2 Scan&Tell significantly increases the number of crowns, bridges, and implants by +330% (p=0.05) and +114% (p=0.05), respectively.

The clinical study



This research assesses the medical benefits of incorporating Scan&Tell into the dental practice with a specific focus on evaluating its impact

on patient communication, engagement and the increase in the number accepted treatments.



	Not Using Scan&Tell	Using Scan&Tell
Crowns & Bridges	6	26
Fillings	23	26
Implants	7	15
Other types of restorations	31	60

Average number of clinical issues detected
 Number of accepted treatments

1 A statistically significant result was determined with a p-value less than 0.05.

2 Scan&Tell significantly increases the number of crowns, bridges, and implants by +330% (p=0.05) and +114% (p=0.05), respectively.

1 US, France, Italy, Brazil, Germany, Portugal, UK, Oman, Tunisia, and Poland.



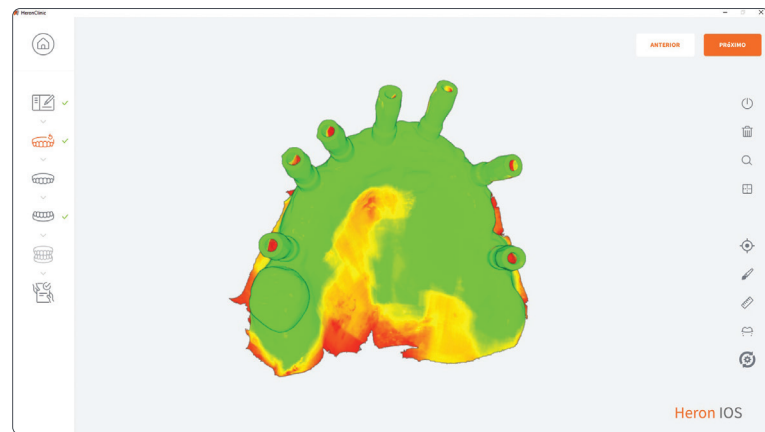
Scan the QR code & download the download the complete study.

3disc.com/scan-and-tell

3DiscClinic

“3DiscClinic Software guides and reassures me on my scans, even for severe cases.”

Dr Adolfo Lopes,
DDS, MSc, PhD

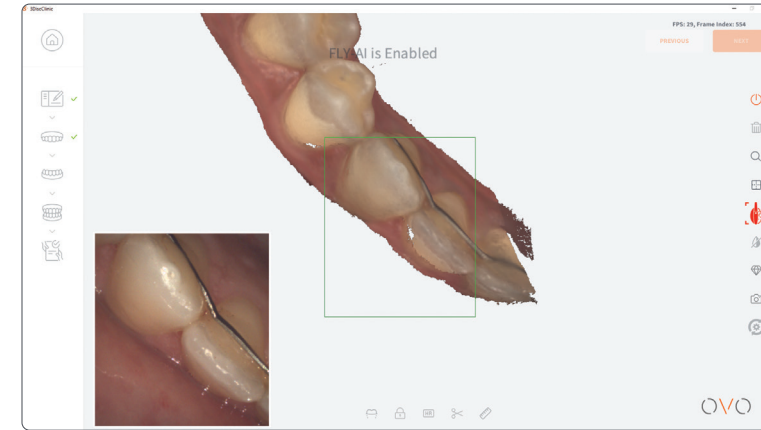
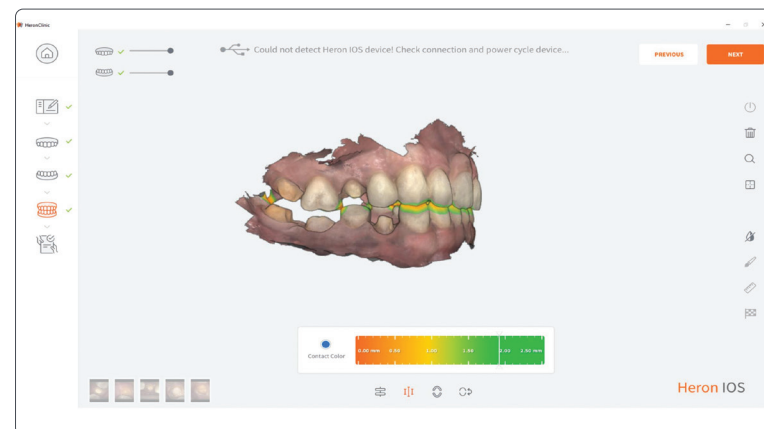


QUALITY MAP

An exclusive tool allowing instantaneous scan quality check and live rescan if necessary to complete impression.

OCCLUSAL CLEARANCE

This tool helps you check the clearance before exporting the case in order to help you treat your crown and bridge patients in an effective and predictable manner.

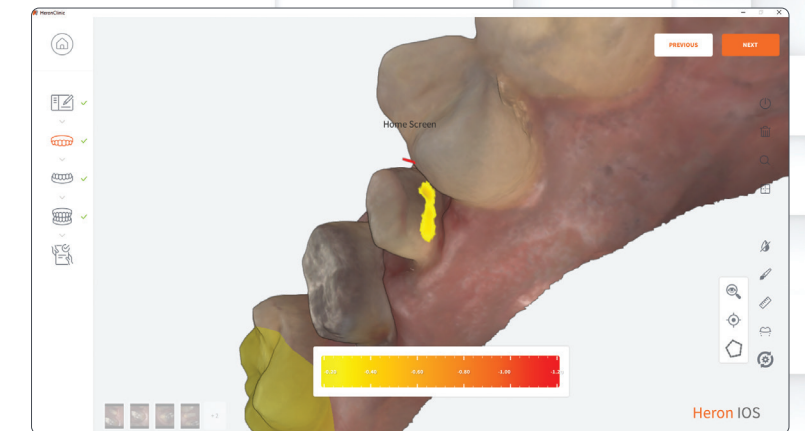


LIVE VIEW SCREENSHOT

The Live View Screenshot tool enables you to take screenshots during the scanning process, to be included in the Case Review and final Export, allowing you to pinpoint problem areas and monitor treatment progress. It also provides valuable information to technicians on tooth texture, margin definitions, etc..

UNDERCUT TOOL

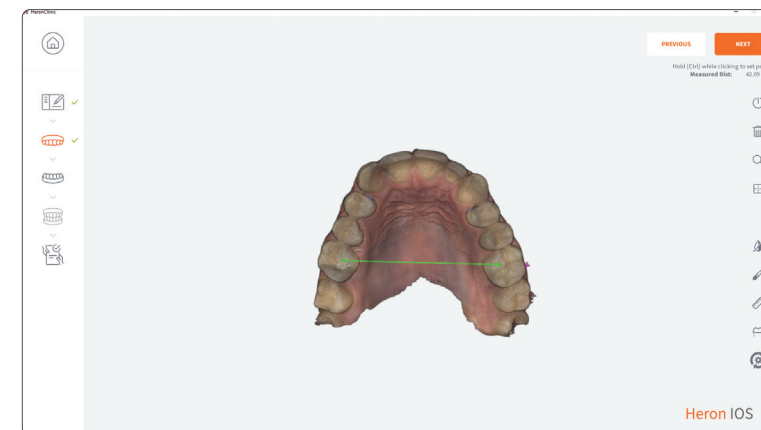
Helps you to verify and determine the quality of your preparation so as to ensure an ideal fit for the restoration.



MEASUREMENT TOOL

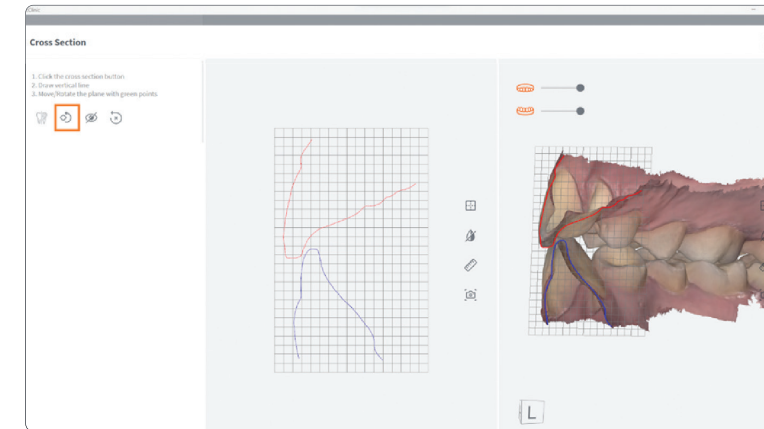
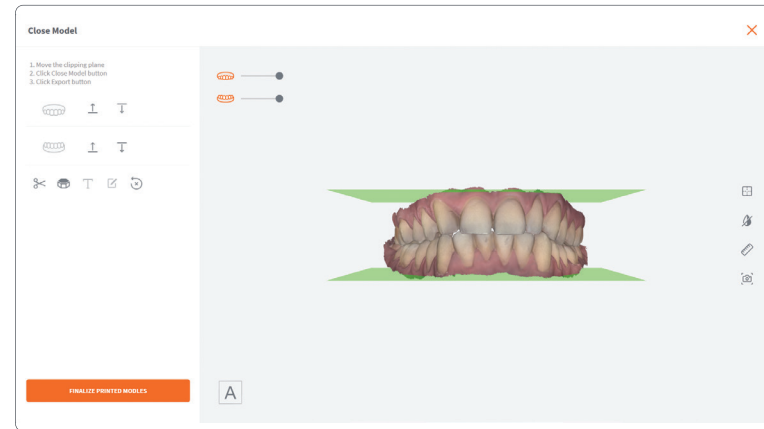
This tool helps you measure distance between two points accurately. It can be used for orthodontic treatment:

- Initial Diagnosis
- Treatment planning
- Monitoring treatment progress
- Appraisal of treatment result



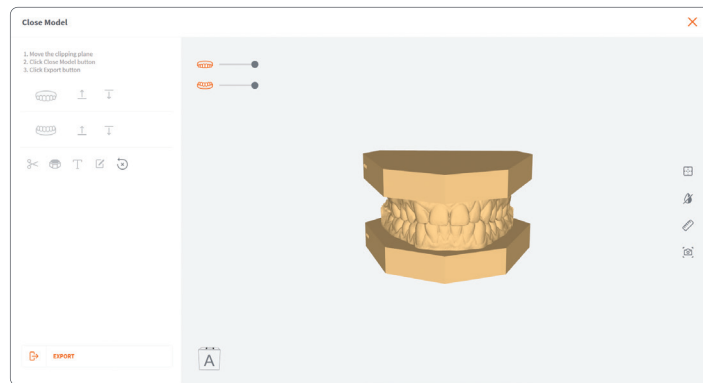
MODEL STUDIO

“Model Studio” tool utilizes AI technology to quickly generate dental models within minutes through a user-friendly workflow. These STL models are automatically produced from 3DISC scans with just one click.

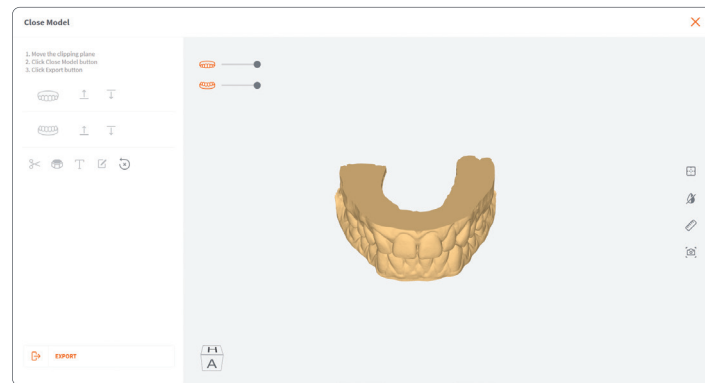


Various tools on the cross-section bar are designed to enhance your 3D view by allowing you to cut the model along the cross-section line you have drawn.

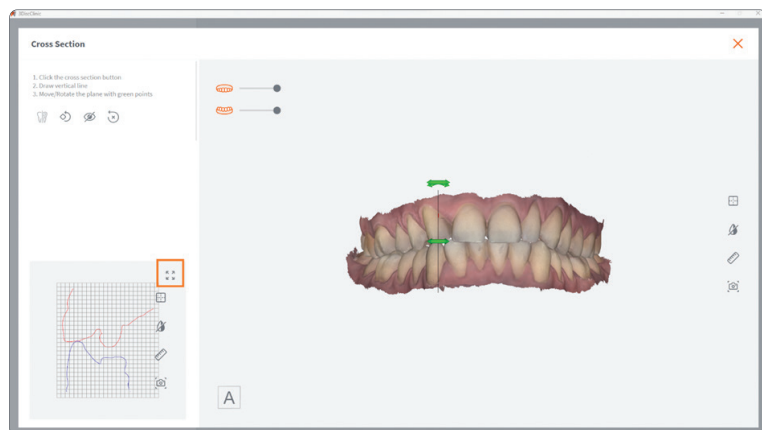
Users have the choice between:



Base Model



Filled Model



CROSS SECTION TOOL


Enlarge the 2D image by clicking the “maximize icon” located in the top-right corner of the 2D image.

This action will display the 2D and 3D images side by side.



“A perfect integration of intraoral scanner, intraoral camera and communication hub.”

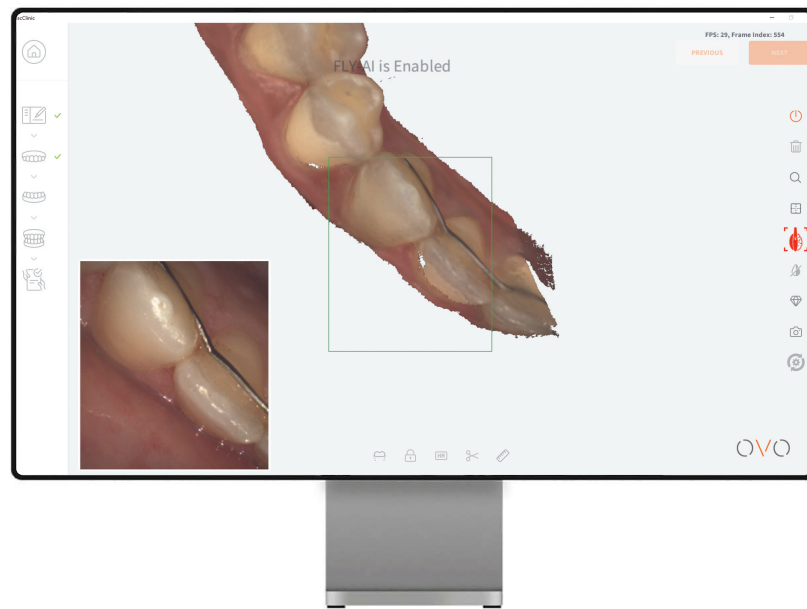
Intraoral scanners have never been positioned at the center of the clinic. 3DISC reinvents the product to be the perfect integration synergy between Dentists, Patients and Laboratories. The numerous features provided will help the dentists put the OVO IOS at the center of its day to day practice.



So Fast. So Fluid. So Fly^{AI}

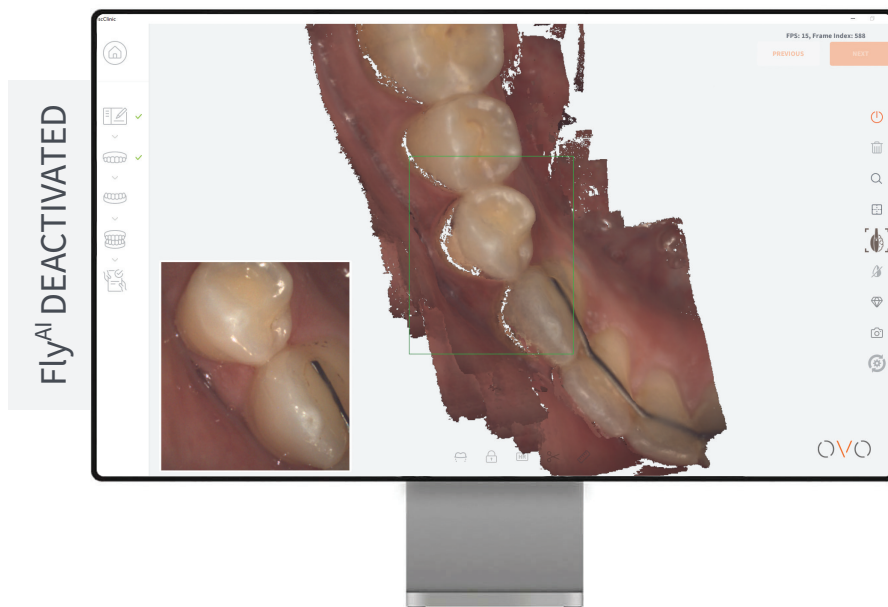
Fly AI is a groundbreaking upgrade to 3DiscClinic transforming how data seamlessly comes together.

VIVID COLORS



Fly AI is designed to automatically detect soft tissue and foreign objects like gloves.

Fly AI makes scanning effortless and easy for beginners as well as experienced users.



Create more vibrant and captivating scans with 3DiscClinic and "Vivid Colors". By incorporating color data from images captured during the scanning process, 3DiscClinic enhances both color and contrast. Let your patients experience more dynamic scans in Scan&Tell, providing them with clearer, more engaging scan results.

VIVID COLORS DISABLED

VIVID COLORS ENABLED*




*"Vivid Colors" can be enabled with OVO in the main settings of 3DiscClinic 4.3 or higher.

“Compact, ergonomic and light. These are key features for me and for my patients’ comfort.”

Dr M.Nawwar,
BDS, ABOMS



3DISC's proven innovative technology, enhanced by its ergonomic and lightweight scanner, provides stability during the scanning sequence, allowing for constant precision results. Its 20mm scan depth will help you tackle low ridges and other more complicated scan areas.



250 times
autoclavable
Tips

360°
rotational
Tip

20mm
Scan Depth

165g
ergonomic & light

59s
for a full arch scan

“We strive to *give the best user experience*”

Gilles Heber Surin
Group Customer Experience Director

3DISC Support

Our customer support team, available by phone or email can access remotely your acquisition PC for a more efficient and effective support experience.

3DISC Support

E-Mail: support@3disc.com

From 9 am to 6:00 pm CET

Phone: +33 1 86 65 68 93

From 9 am to 6:00 pm UTC-4

Phone: +1 800 570 0363



360° Support Service

TAILORED TRAINING

Customized in-office training options with additional virtual trainings available and self learning using our LEARNING ACADEMY.

PROACTIVE CONFIGURATION

OVO is custom configured to provide an enhanced user experience and continuous optimization.

3DISC Cloud

- Streamlined cases submission
- Sleek overview of cases and follow up
- Interactive messaging and discussion
- Available for all users and partners (labs)

NO ANNUAL FEES

A one-time, all-inclusive payment. No additional licensing or case fees, plus FREE software updates.