

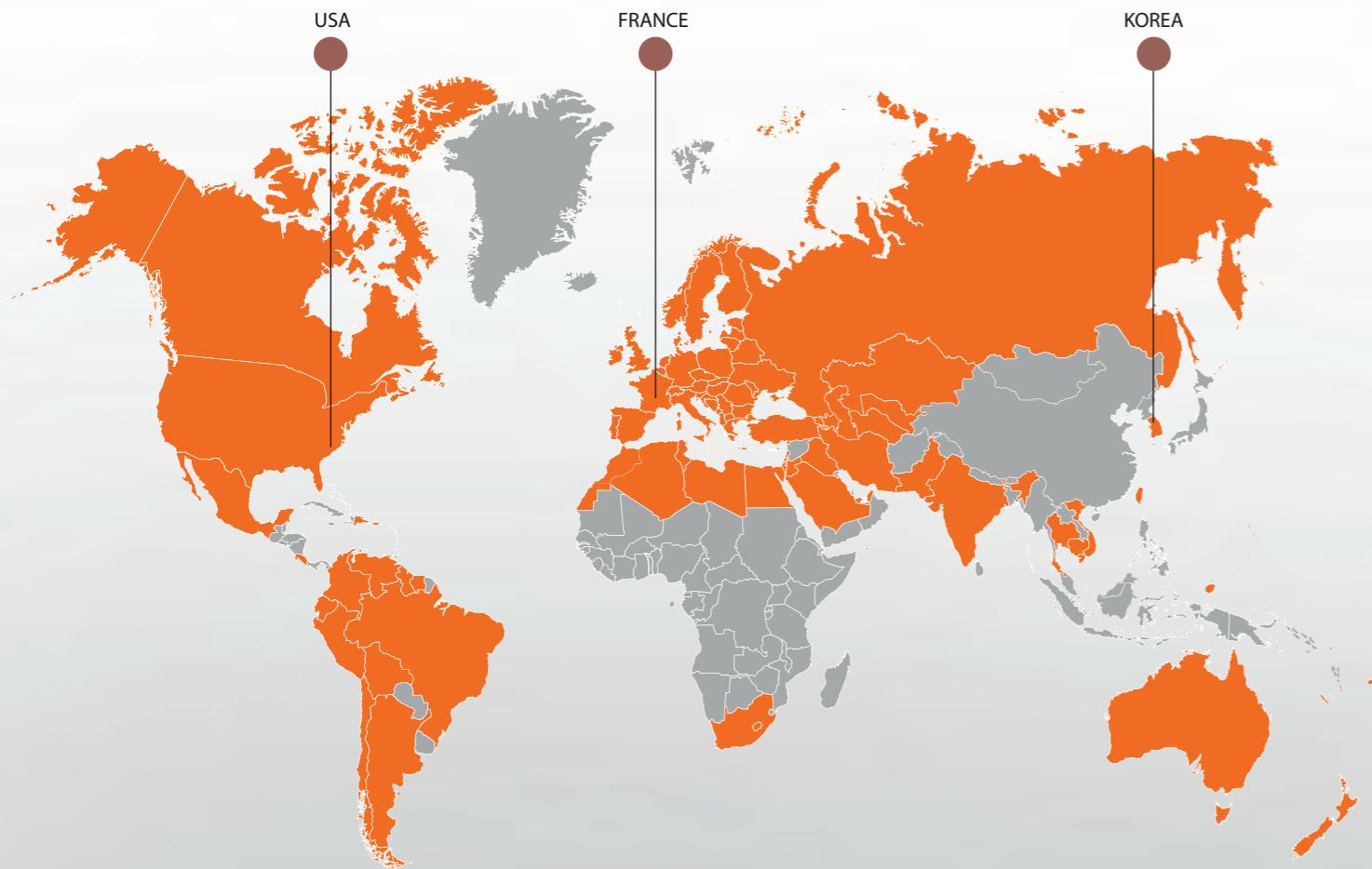
# 3DISC, a global company

Beginning our journey in 2010, **3DISC** started off as a multi-disciplinary R&D team devoted to one mission: pioneering the digital dentistry landscape of tomorrow. After 8 years of intensive development, **3DISC** introduced their innovative and fully digital solution to the market: the **Heron™IOS**.

Today, **3DISC** is a privately-owned agile American manufacturer and global provider for IOS solutions, with headquarters based in the United States and France.

Our international team of diverse digital experts are committed to taking digital beyond by delivering relevant clinical benefits through inclusively digital solutions, specifically intraoral scanners. When dental clinics choose **3DISC**, they can trust our commitment to the continuous innovation of our solutions that will help bring simplicity to their workday and empower doctors to provide the highest quality treatment to their patients.

# I simply scan with my HERON™ IOS



3DISC  
365 Herndon Pkwy #18  
Herndon, VA 20170,  
USA

3DISC Dental Connect  
191, Av. Charles de Gaulle  
92200 Neuilly-sur-Seine,  
France

3DISC  
84, Donghwagongdan-ro,  
Munmak-eup, Wonju-si,  
Gangwon-do, KOREA 26365

+33 (0)1 86 65 68 93  
+1 800 570 0363  
sales@3DISC.com

**3DISC** Taking Digital Beyond

**3DISC** Taking Digital Beyond



# *Heron IOS helps me with all restorations from simple to full edentulous*

Dr. Shaheen Upton DDS, DMD  
Elite Dental Alliance member

Thanks to its intuitiveness and simplicity, Heron IOS is a scanner adapted to both experts and new users, allowing them to face every-day situations in the dental clinic.

Its “2 click to start, 2 minutes to scan, 2 seconds to check” method helps the practitioner start their day quickly and focus more on the patient. Simply scan is key for a smooth transition to digital dentistry.



**SIMPLY  
SCAN**

**2  
CLICKS  
TO START**

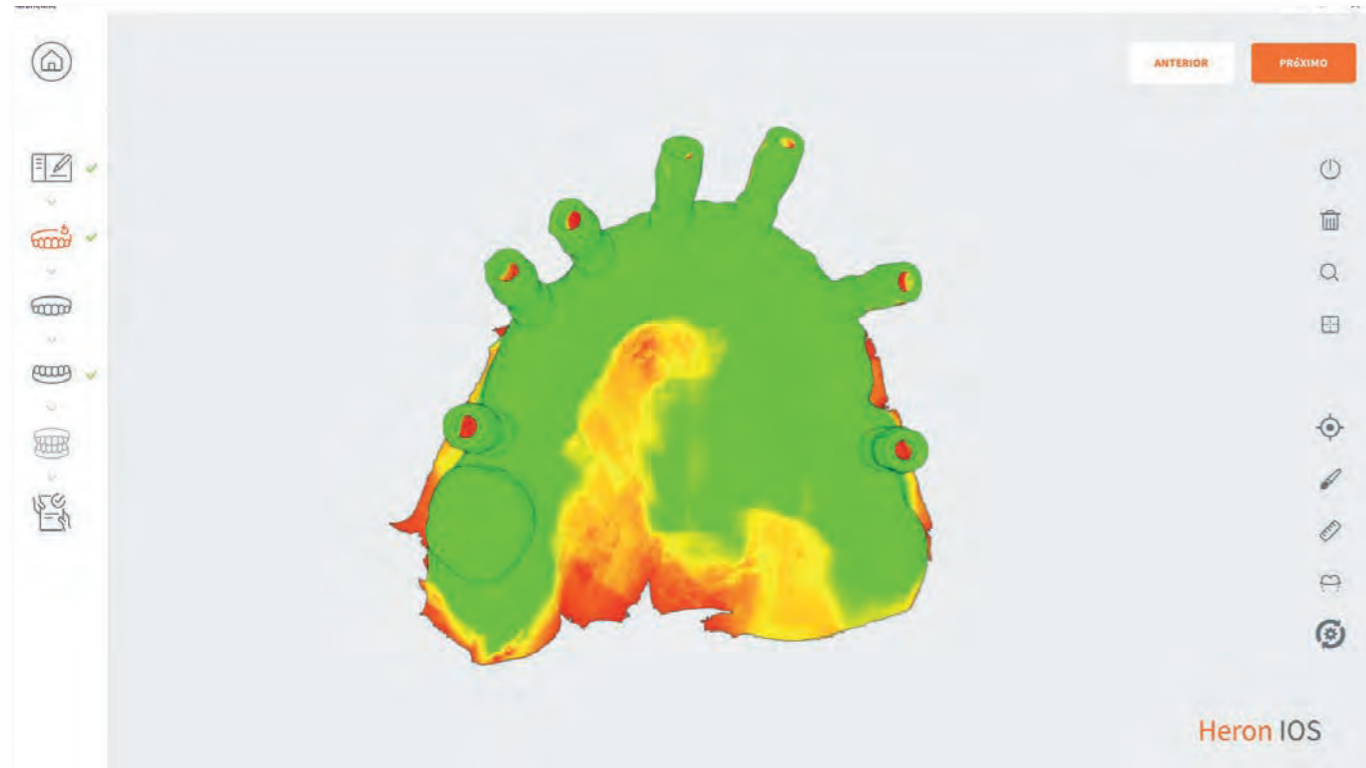
**2  
MINUTES  
TO SCAN**

**2  
SECONDS  
TO CHECK**

# 3DiscClinic Software guides and reassures me on my scans, even for severe cases.

Adolfo Coelho de Oliveira Lopes,  
DDS, MSc, PhD

With a comprehensive set of digital tools, **3DiscClinic** guides the dentist through an optimal impression-taking process, reassuring the dentist in everyday use and guaranteeing patient comfort and precision restorations, from simple restorations to the most severe cases.

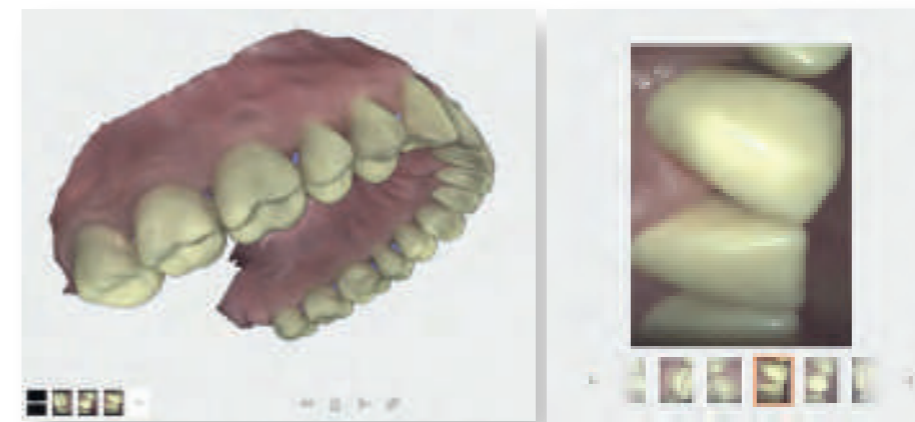
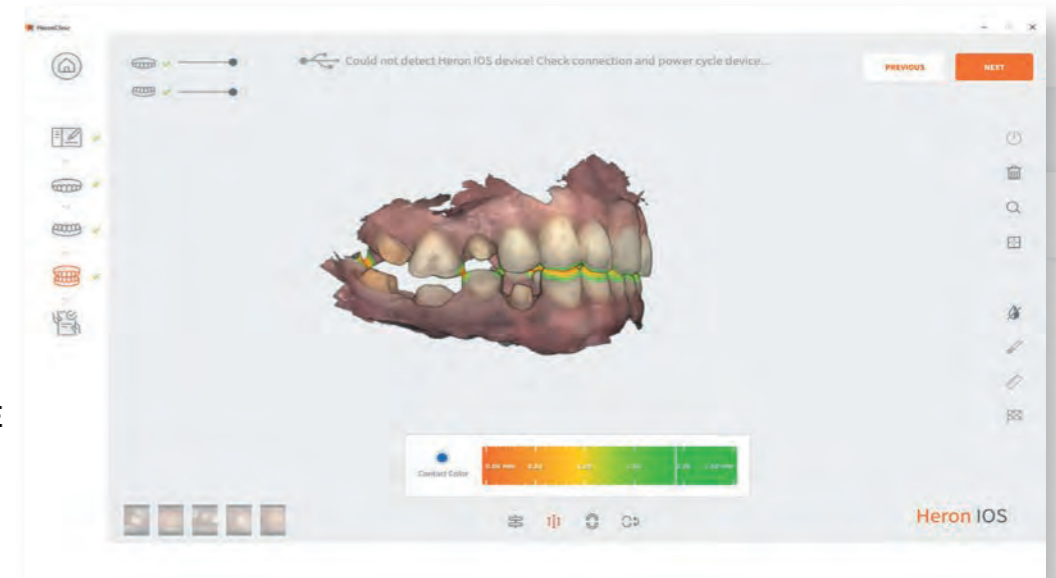


## QUALITY MAP

An exclusive tool allowing instantaneous scan quality check and live rescan if necessary to complete impression

## OCCLUSAL CLEARANCE

This tool helps you check the clearance before exporting the case in order to help you treat your crown and bridge patients in an effective and predictable manner.



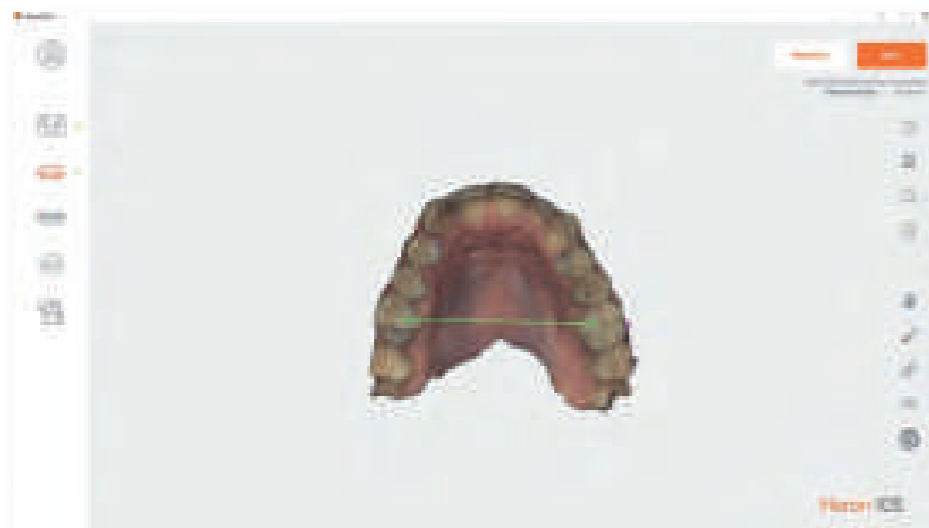
## LIVE VIEW SCREENSHOT

The Live View Screenshot tool enables you to take screenshots during the scanning process, to be included in the Case Review and final Export, allowing you to pinpoint problem areas and monitor treatment progress. It also provides valuable information to technicians on tooth texture, margin definitions, etc..

## UNDERCUT TOOL

It helps you to verify and determine the quality of your preparation so as to ensure an ideal fit for the restoration





**MEASUREMENT TOOL**  
 This tool helps you measure distance between two points accurately. It can be used for orthodontic treatment:

- initial diagnosis
- Treatment planning
- Monitoring treatment progress
- Appraisal of treatment result



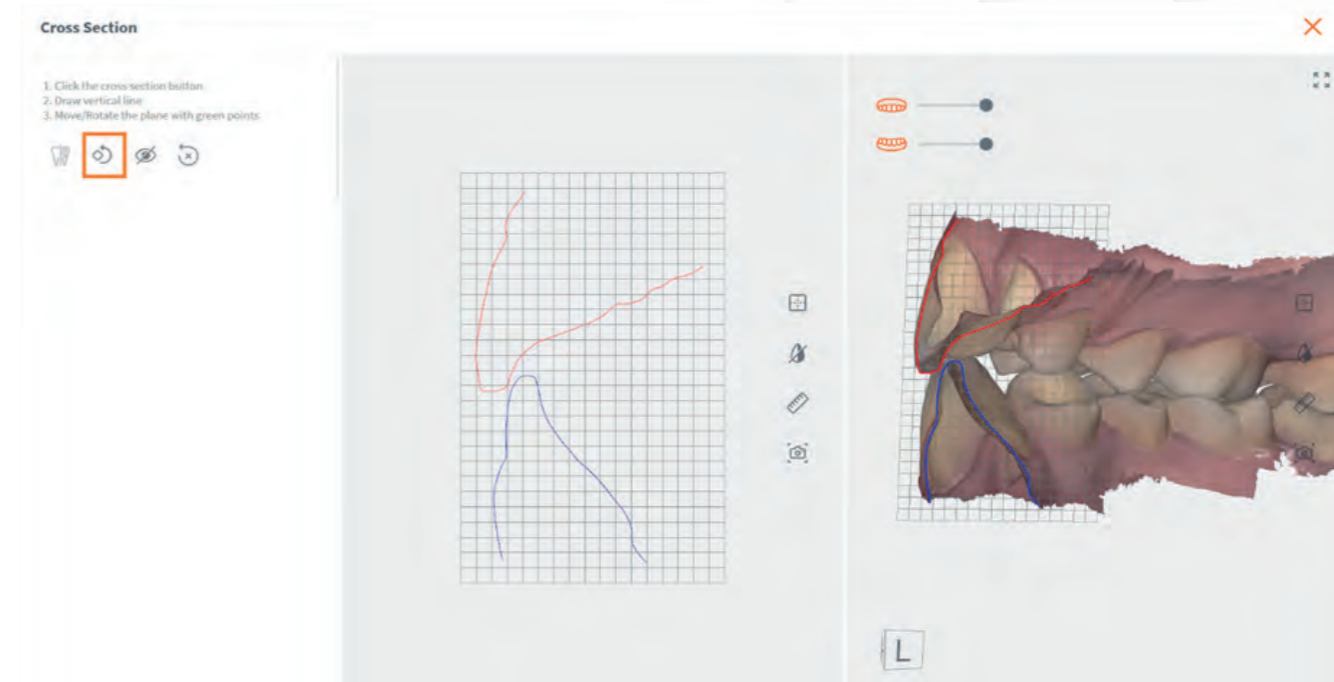
**CROSS SECTION TOOL**

Enlarge the 2D image by clicking the "maximize icon" located in the top-right corner of the 2D image. This action will display the 2D and 3D images side by side.



**MODEL STUDIO**  
 "Model Studio" tool utilizes AI technology to quickly generate dental models within minutes through a user-friendly workflow. These STL models are automatically produced from 3DISC scans with just one click.

Various tools on the cross-section bar are designed to enhance your 3D view by allowing you to cut the model along the cross-section line you have drawn.




Users have the choice between

Base Model

Filled Model





# So Fast. So Fluid. So Fly<sup>AI</sup>

- Meet Fly<sup>AI</sup>, the groundbreaking upgrade to our latest scanner, transforming how data seamlessly comes together.
- Fly<sup>AI</sup> is an exciting new feature designed to significantly reduce stitching errors, making it stand out from other scanners.
- The Fly<sup>AI</sup> engine is committed to making scanning easier and better for both beginners and experienced users.

“Fly<sup>AI</sup> is an incredible tool. It enables smoother scanning by excluding non-essential elements, like lips, bucal mucosa, gloves or other instruments, from the scan. This greatly improves the scanning experience and results in cleaner final files. With Fly<sup>AI</sup> scanning becomes more effortless than ever!

Dr. Adolfo Lopes



“The new AI feature integrated into ovo facilitates the scanning process and improves the speed of day-to-day scanning. The experience with the new Fly<sup>AI</sup> will be seamless even for beginners in digital dentistry.

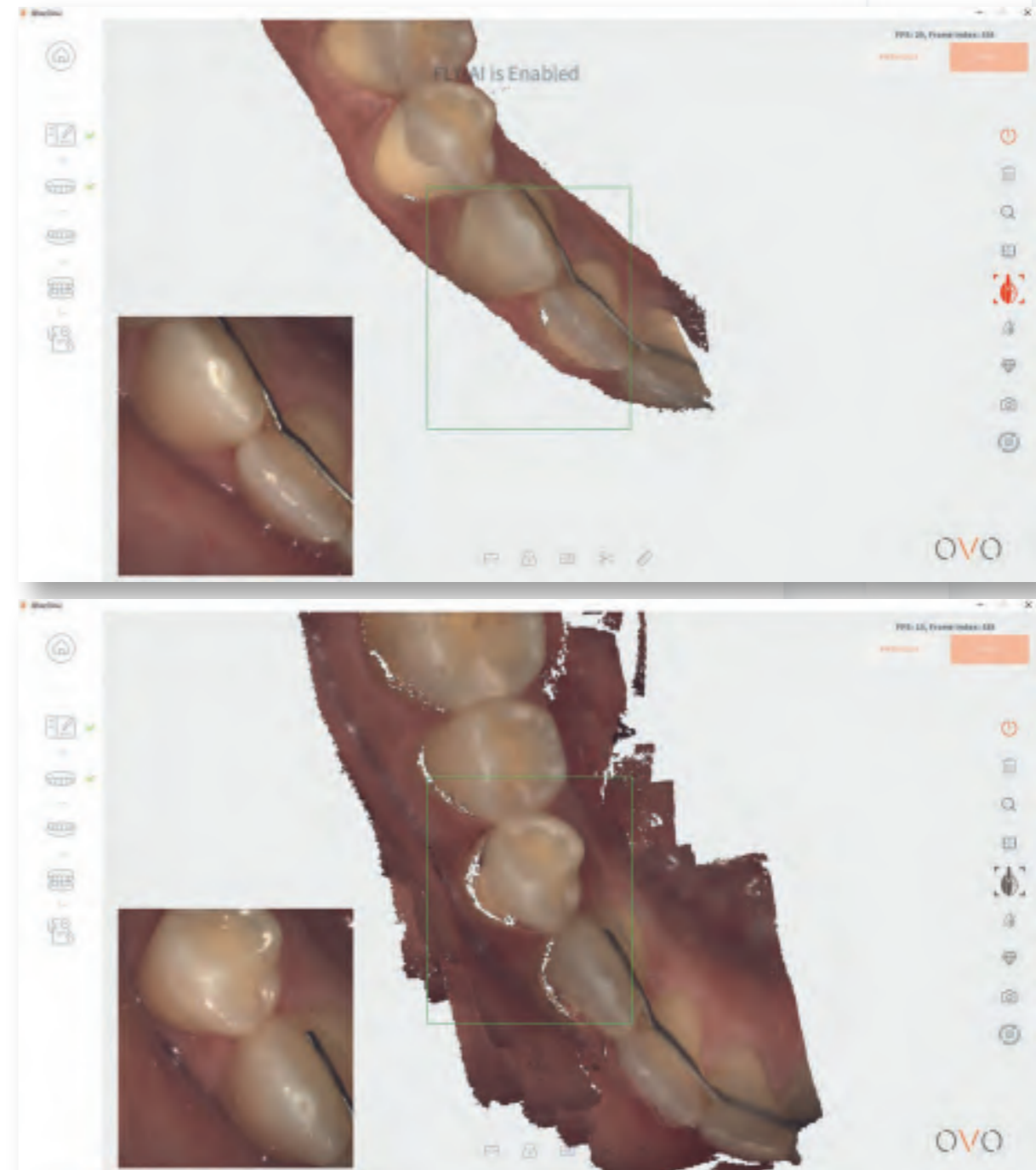
Dr. Alberto Mori

“This is just awesome! Full credit to the R&D team at 3Disc! When I scan, the software ignores gloves, lips, tongue and cheeks from inadvertently being recorded. It makes life even easier with my 3DISC scanner!

Dr. Tanzeem Raees

“After almost two years of using the intraoral scanner Heron 3DISC, the implementation of Fly<sup>AI</sup> in the software has been a game changer. The program is incredibly sophisticated, allowing for lightning fast, error free and precise scanning. Overall, I'm thoroughly impressed, and I can confidently say that Fly<sup>AI</sup> has exceeded my expectations.

Assistant professor  
Dr. Julija Zarkova Atanasova,  
prosthodontist



Fly<sup>AI</sup> ENABLED

Fly<sup>AI</sup> DISABLED

*Compactness, ergonomics and lightness are key features for me and for my patients' comfort.*

Dr M. Nawwar BDS, ABOMS

250<sup>times</sup>  
autoclavable tips | 360°  
rotation

With its 250-times autoclavable tips, 3DISC shows the quality of the material used in our scanner.

Scan Depth  
20<sup>mm</sup>

150<sup>g</sup>  
smallest and lightest

59<sup>sec</sup>  
for a full arch scan



3DISC's proven innovative technology, enhanced by its ergonomic and lightweight scanner, provides stability during the scanning sequence, allowing for constant precision results. Its 20mm scan depth will help you tackle low ridges and other more complicated scan areas.





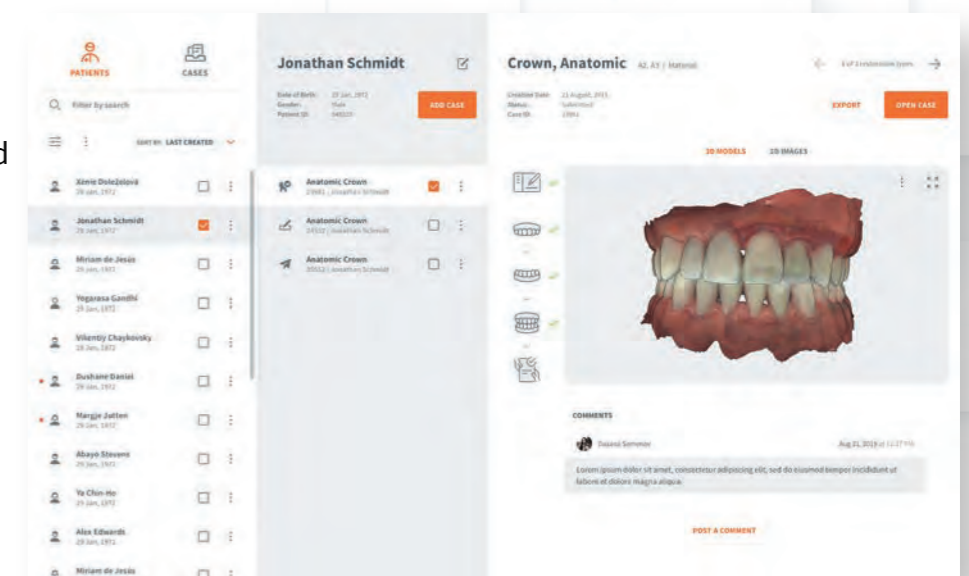
Never has  
clinic to lab  
communication  
been *so easily*  
*integrated.*

Elie El Choueiry, D.L.T

- Single click smooth communication between clinics and laboratories
- Fully integrated open CAD/CAM systems (DWOS, exocad, etc)
- Flexible export options in multiple formats such as STL, OBJ, PLY
- Possibility to export locally or through our dedicated HeronCloud platform

## 3DiscCloud

- Streamlined cases submission
- Sleek overview of cases and follow up
- Interactive messaging and discussion
- Backwards compatibility with legacy HeronClinic
- Available for all users and partners (labs)



# We strive to give the best user experience

Gilles Heber Suffrin  
Group Customer Experience Director

## CUSTOMER EXPERIENCE SUPPORT

Our customer support team, available by phone or email can access remotely your acquisition PC for a more efficient and effective support experience.

**HERON IOS AND  
HERONCLINIC SUPPORT:**  
Email: [Support@3DISC.com](mailto:Support@3DISC.com)  
From 9 am to 18 pm CET  
Phone: +33 1 42 25 73 98  
From 9 am to 18 pm UTC-4  
Phone: +1 800 570 0363

## 360° support service

### TAILORED TRAINING

Customized in-office training options with additional virtual trainings available and self learning using our LEARNING ACADEMY

### PROACTIVE CONFIGURATION

The Heron™ IOS is custom configured to provide an enhanced user experience and continuous optimization

### NO ANNUAL FEES

A one-time, all-inclusive payment. No additional licensing or case fees, plus FREE software updates.

